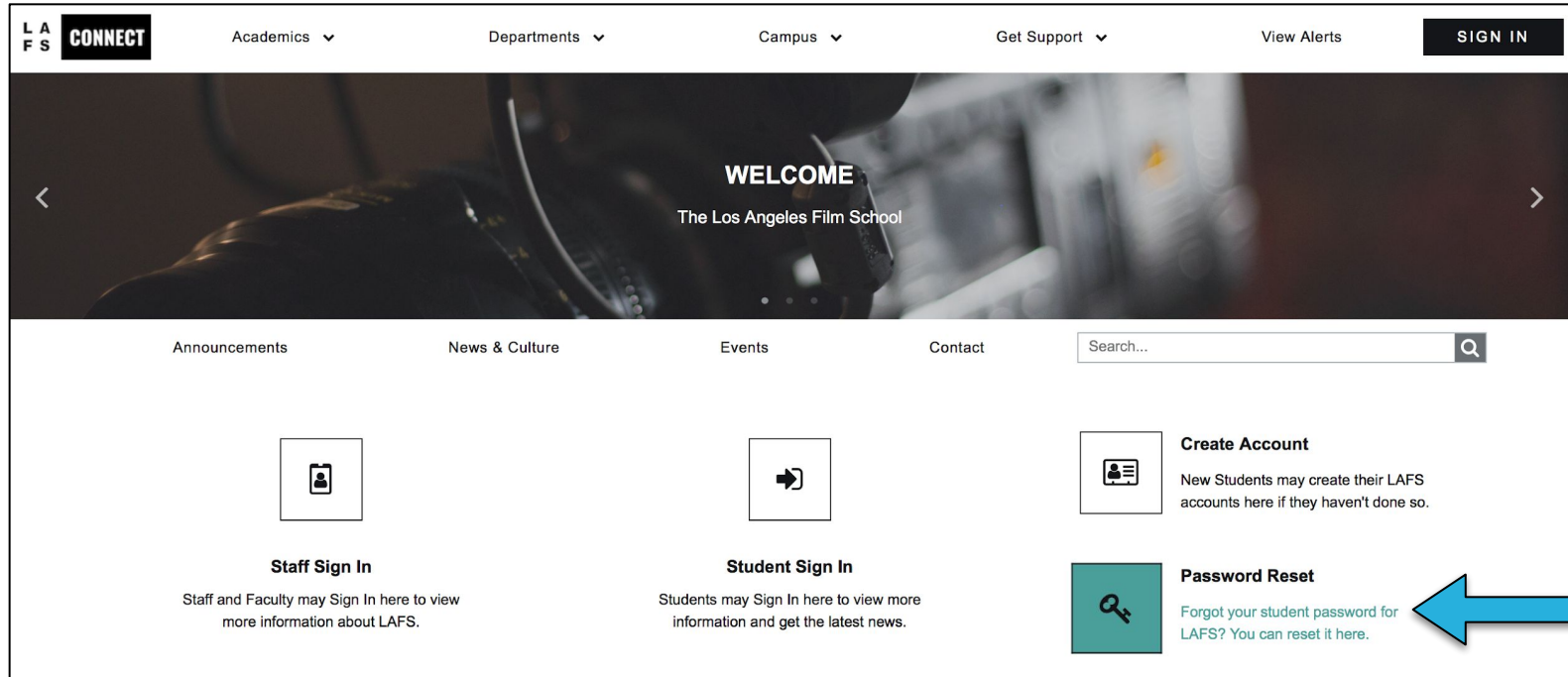


How do Students Reset their Password

The screenshot displays the LAFS CONNECT website interface. At the top, there is a navigation bar with the LAFS logo, a 'CONNECT' button, and several menu items: 'Academics', 'Departments', 'Campus', 'Get Support', and 'View Alerts'. A 'SIGN IN' button is located on the right side of the navigation bar. Below the navigation bar is a large banner image with the text 'WELCOME The Los Angeles Film School'. Underneath the banner, there is a row of navigation links: 'Announcements', 'News & Culture', 'Events', and 'Contact', followed by a search bar. The main content area features three prominent buttons: 'Staff Sign In', 'Student Sign In', and 'Create Account'. Below the 'Staff Sign In' button, there is a description: 'Staff and Faculty may Sign In here to view more information about LAFS.' Below the 'Student Sign In' button, there is a description: 'Students may Sign In here to view more information and get the latest news.' Below the 'Create Account' button, there is a description: 'New Students may create their LAFS accounts here if they haven't done so.' To the right of the 'Create Account' button, there is a 'Password Reset' button with a key icon. Below the 'Password Reset' button, there is a description: 'Forgot your student password for LAFS? You can reset it here.'

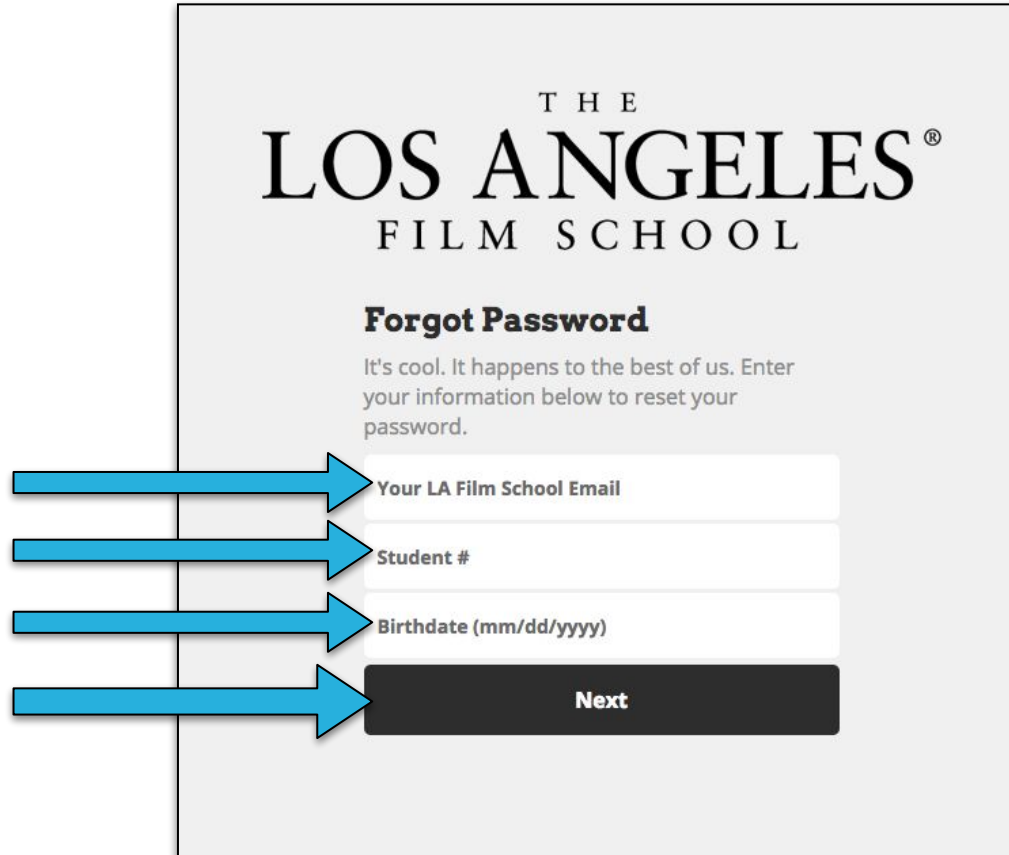
1. You can go here <https://accountsetup.lafilm.edu/#/forgotPassword> to reset your password,



OR...

Visit connect.lafilm.edu and click “**Password Reset**” at the homepage.

2. Enter the information needed to reset your password and click “**Next**”



The Los Angeles Film School logo is centered at the top of the page. Below the logo, the heading "Forgot Password" is displayed in a bold, black font. Underneath the heading, a short paragraph of text reads: "It's cool. It happens to the best of us. Enter your information below to reset your password." Below this text are four input fields, each with a blue arrow pointing to it from the left. The first three fields are white with a light gray border and contain the labels "Your LA Film School Email", "Student #", and "Birthdate (mm/dd/yyyy)" respectively. The fourth field is a dark gray button with the word "Next" in white text.

THE
LOS ANGELES[®]
FILM SCHOOL

Forgot Password

It's cool. It happens to the best of us. Enter your information below to reset your password.

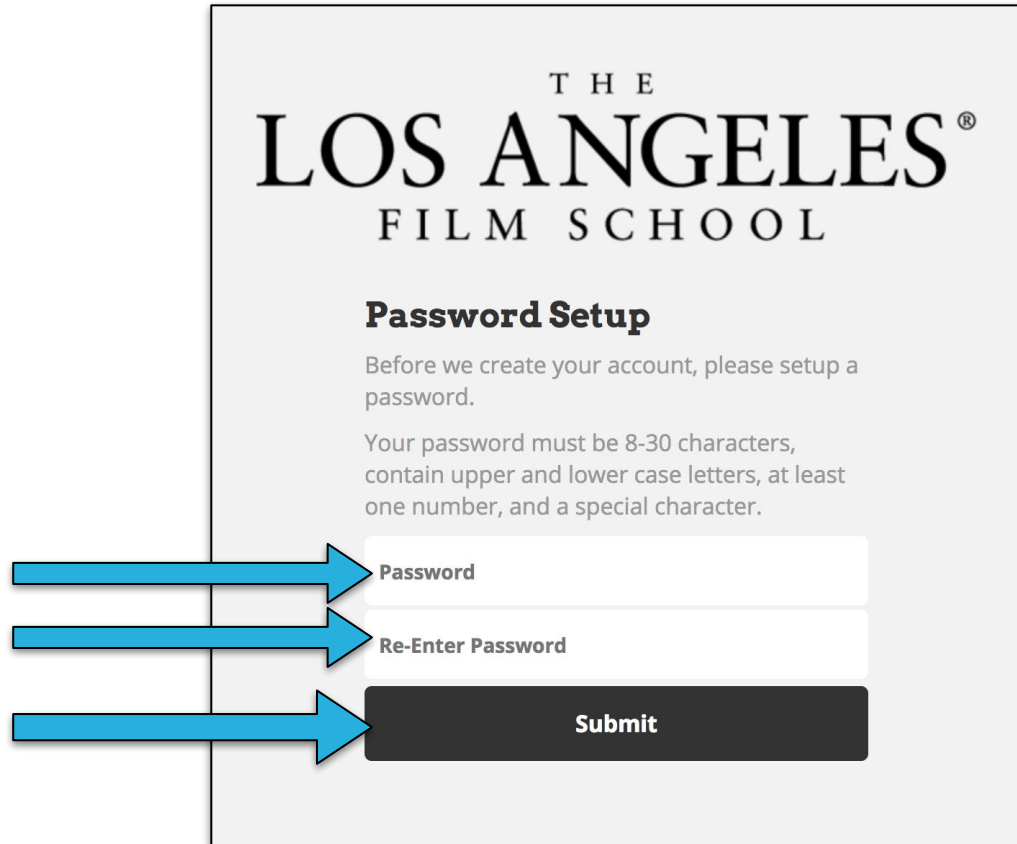
Your LA Film School Email

Student #

Birthdate (mm/dd/yyyy)

Next

3. You may now create a new Password and click on “**Submit**”



**THE
LOS ANGELES[®]
FILM SCHOOL**

Password Setup

Before we create your account, please setup a password.

Your password must be 8-30 characters, contain upper and lower case letters, at least one number, and a special character.

Password

Re-Enter Password

Submit

4. The information regarding your LAFS account will be sent to your email.
5. If you are having any issues creating your school account, please visit the Helpdesk Support page at helpdesk.lafilm.edu/imt-support to get assistance.

Visit the Helpdesk [Knowledge Base](#) for more articles

- How to Navigate through Connect Student Portal
- How to Navigate through Helpdesk Portal